

Year 1 Learning Grid

This grid provides you with some ideas of how to support your child's learning at home.
Your child may like to use this booklet to complete some of the activities from the grid in.



Literacy	Mathematics	Science & Geography	Creative Arts
Choose an activity from the word work grid to practise writing your spelling words.	Collect sticks or random objects and bundle them into groups of 10. Count to see how many groups you have.	Draw a map of your home. Be sure to label the natural and built things.	Do some mindfulness colouring in or drawing to improve your fine motor skills.
Be a detective and look for capital letters and full stops in the editing task cards.	Complete the missing number chart or practise correct number formations using pencils, textas, crayons or can try writing in chalk or with a wet paint brush.	Draw, build or paint a habitat for an animal of your choice. Label its features.	Do some directed drawing (listening and following directions).
Ask an adult to read some stories to you. Then retell the stories by explaining what happened in the beginning, middle and end.	Collect a range of rocks, shells or other small objects to sort into as many equal groups. Such as 4 groups of 5, 3 groups of 3, 2 groups of 4 etc.	Draw and label all the living and non-living things in your home environment.	You may like to use: <ul style="list-style-type: none"> • Art Hub for Kids on www.youtube.com • Copy a picture from your favourite book.
Read a story and explain how the story reminds you of something in real life.	Use positional language to describe where things are such as over, under, between, left, right etc in your home.	Look and listen to this week's weather and create your own 5-day weather forecast.	Use found objects around your house to make music or build your own instrument.
Use the story map OR story graph to plan your own narrative. You may like to choose a character from your favourite story and create a new one.	Make patterns using objects found in your home. ABC - Shell, rock, stick, shell, rock, stick AB – spoon, fork, spoon, fork	PDHPE (Sport & Health)	Other
		Set up an obstacle course at your house. Time yourself to see if you can beat it.	Learn to tie your shoe laces on either your own or someone else's shoes.
Using your story plan, write your narrative. Try to include a sizzling start (exciting beginning to your story).	Find 2D shapes around your home to help you design and draw a robot using 2D shapes.	Find some space to do some exercise such as; Star jumps, bear crawls, high knees, sit ups and running on the spot.	Sort your toy box by type, sort the washing into colours, whites and darks or sort washing by who they belong to.
Write a recount about something exciting you did at home using time connectives – first, then, next and later.	Become a problem solver and complete the math task cards.	Play board and/or cards games with family to practise how to share and take turns.	
Phone or speak to another member of your family and ask them to tell you a story about your past.	Search for 3D shapes in your house and sort them based on their features such as Cookie jar, can and bottle are cylinders.	Help someone to cook or bake something healthy for everyone to enjoy.	Play 'I Spy' with someone special who lives with you in your house or backyard.

Literacy

Choose an activity from the spelling "word work" grid to practise writing your spelling words.




Week 9	Week 10	Week 11
kite	bike	tie
fire	wide	lie
bite	chive	die
hide	dine	pie
wise	drive	flies
her	glide	cried
out	slime	dried
sky	swipe	spies
by	bagpipe	fried
my	describe	fries
cry	combine	tried
apply	reptile	tries
dragonfly	advise	magpie
pigsty	advice	necktie
Friday	arrive	satisfied
Saturday	exercise	dignified

Literacy

Choose an activity from the spelling "word work" grid to practise writing your spelling words.

<h3>Spelling "Word Work" Choices</h3>	<p><u>ABC Order</u></p> <p>Put your spelling words in alphabetical order</p>	<p><u>Picture It</u></p> <p>Write the meaning of 3 spelling words and draw a picture of each</p>
<p><u>Consonant Colour Craze</u></p> <p>Write all of your spelling words in boxes. Write all the consonants in one colour & all the vowels in a different colour</p>	<p><u>Boggle It</u></p> <p>Write spelling words in the boggle grid and then fill the other boxes with random letters. Write down all the words you can find in the grid</p>	<p><u>Spelling Sorter</u></p> <p>Write each spelling word into the correct box based on the number of letters</p>
<p><u>Rainbow Words</u></p> <p>Write your words in the shape of a rainbow in different colours</p>	<p><u>Box It Up</u></p> <p>Write your spelling words in the boxes. Then box up each word with an outline</p>	<p><u>Be a Sentence Superhero</u></p> <p>Write sentences using your spelling words and underline the words</p>

Use different coloured textas or pencils to write your spelling words in each ray of the rainbow.



Literacy

Choose an activity from the spelling "word work" grid to practise writing your spelling words.



















Choose 2 colours to write the consonants one colour and the vowels in another.

Vowels are: a, e, i, o, u

Consonants are: b, c, d, f, g, h, j, k, l, m, n, p, q, r, s, t, v, w, x, y, z

CONSONANT colour **C** **r** **a** **z** **e** **j**


Write your own definition of the word and draw a picture to match.



1 Tom's Broken Leg

my brother tom broke his leg playing soccer He haz a red crutch to help hiim walk.



Find 2 spelling mistakes.
Add 2 capital letters and 1 full stop.



3 A Rainy Day

the sky started to tern grey. Rain started to fall on my head. i poot up my favourite umbrella



Find 2 spelling mistakes.
Add 2 capital letters and 1 full stop.



2 Windy Day

it was a really windy day on Sondag. kate and ben tok their kite to the park to fly it



Find 2 spelling mistakes.
Add 3 capital letters and 1 full stop.



4 Show and Tell

for show and tell tooday Bill bought his cat. his name is called Snowflake. Snowflake likes big huggs



Find 2 spelling mistakes.
Add 2 capital letters and 1 full stop.


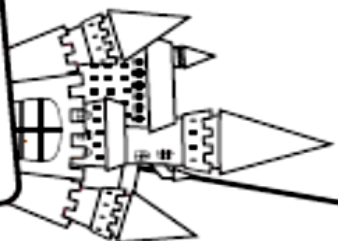





Literacy

Use the story map or story graph to plan your own narrative.
You may like to choose a character from your favourite story and create a new one.

Story Map

Title _____

Characters 	Setting 
What else happened? 	Problem 
Solution 	

Literacy

Using your story plan, write your narrative. Try to include a sizzling start (exciting beginning to your story).



A series of 15 horizontal lines for writing a narrative.

Mathematics

Complete the missing number chart with numbers 1-50.






1		3	4		6		8	9	
11			14			17	18		20
	22			25	26			29	
31		33	34			37	38		40
	42	43		45	46				50

Mathematics


Make patterns using objects found in your home such as AB – spoon, fork, spoon, fork or ABC - Shell, rock, stick, shell, rock, stick



Finish the following AB or ABC pattern squares below by colouring them in the right order.

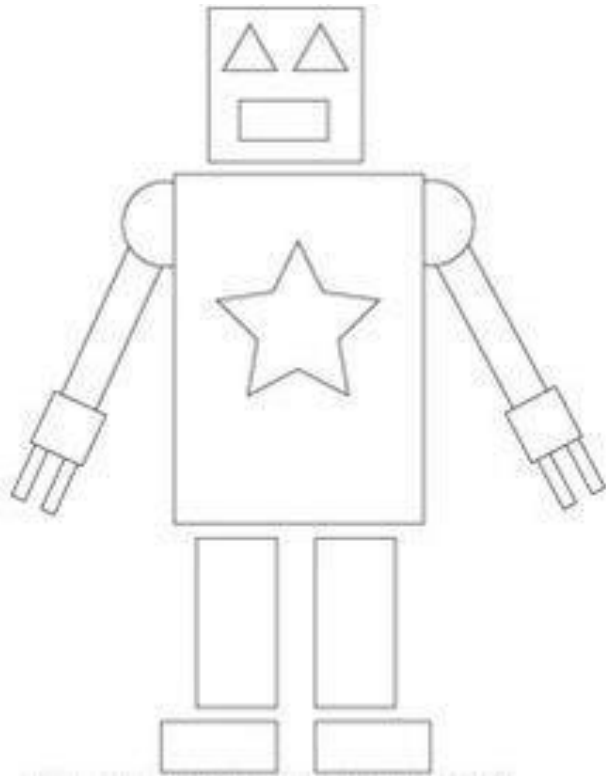
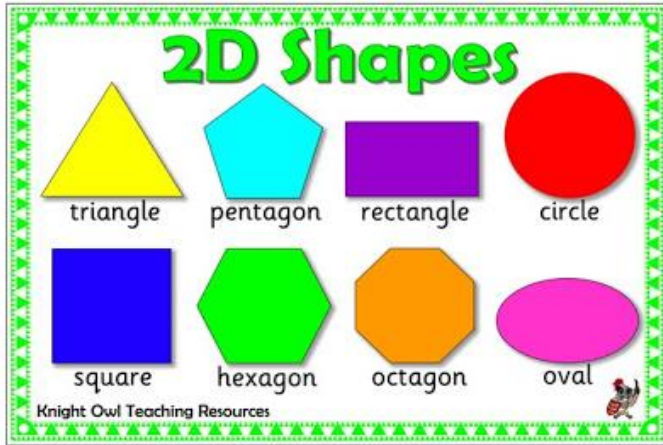


Create or draw your own patterns below using objects from your home.



Mathematics

Find 2D shapes around your home to help you design and draw a robot using 2D shapes.





NUMBER & ALGEBRA

Create a skip counting sequence, starting from 6, that increases by twos. Stop when you pass the number 30.



NUMBER & ALGEBRA

Draw a picture to represent the following addition number sentence:
 $8 + 4 = 12$.



NUMBER & ALGEBRA

Write a word problem to represent the following number sentence:
 $10 - 9 = 1$.



NUMBER & ALGEBRA

Draw and label a 5c coin, a 10c coin, a 20c coin and a 50c coin.





Science & Geography

Draw a map of your home. Be sure to label the natural and built things.



Science & Geography

Draw, build or paint a habitat for an animal of your choice. Label its features.



Science & Geography

Find and draw all the living and non-living things in your home environment.



LIVING

NON LIVING

Science & Geography

Look and listen to this week's weather and create your own 5-day weather forecast.


My Weather Forecast

Meteorologist: _____

Directions: Chart the weather for the week. In each box, draw a weather symbol to match the weather for that day.


Monday	Tuesday	Wednesday	Thursday	Friday

Make a prediction: What do you think the weather will be like this weekend? Draw your prediction in the bubble below.




Creative Arts

Do some mindfulness colouring in to improve your fine motor skills.



The Guard Dog
(amygdala)



The Wise Owl
(prefrontal cortex)

Creative Arts

Do some mindfulness colouring in to improve your fine motor skills.

