


Soldiers' Settlement Public School Preschool Handbook 2025





Welcome to the Soldiers' Settlement Public School community. Our Preschool provides that important first step in your child's education, setting the pathway to learning and bringing a sense of belonging to the wider school community. Through ongoing links and transition programs with our K-6 school, your child will be a part of our positive school community. We look forward to an exciting, challenging and rewarding learning journey with your child.

The Preschool Curriculum and Attendance

We are implementing '**Belonging, Being & Becoming: The Early Years Learning Framework for Australia**'. The Framework conveys the highest expectations for all children's learning from birth to five years and through the transitions to school. It communicates these expectations through the following **five Learning Outcomes**:

- Children have a strong sense of identity
- Children are connected with and contribute to their world
- Children have a strong sense of wellbeing
- Children are confident and involved learners
- Children are effective communicators.

Your child is enrolled into either;

- Kuwala 1: Monday, Tuesday & fortnightly Wednesday
- Kuwala 2: Thursday, Friday & fortnightly Wednesday



Your child is expected to attend preschool every day that they are enrolled. If your child is unwell, please notify the school office on 9311 1175

Please note that regular and consistent attendance is important to achieve the best possible educational outcomes for your child. Before and after school care is not available for preschool children.

The Preschool Staff

Polly Palaitis – Principal

Elizabeth Wulff – Assistant Principal Preschool

Jeanine Bedwell – Teacher

Shelley McCarthy – Preschool Learning Support Officer

Belinda Evans – Preschool Learning Support Officer

Yvette Christian – Music Teacher

Alex Bridges – Librarian/Technology Teacher

Rebekah Glacken – Preschool Administration

Christina Secanski – Preschool Administration

Blair Worley – Preschool Administration




Soldiers' Settlement Public School Preschool Daily Routine



Please note: The below routine is flexible and subject to change due to current interests or special events to ensure we optimise children's learning opportunities.

9:00-11:45am	Outdoor Play Progressive morning tea
11:45am – 12:05pm	Group Time Relaxation Time
12:05pm – 2:45pm	Indoor Play Progressive Lunch
2.45pm-3.00pm	Storytime and singing Children picked up from Preschool
3:00pm – 3:15pm	Staff reflection time and planning for the next day



Please follow the QR code (or go to <https://youtu.be/DJH-Wk7jCog>) to watch our Preschool Orientation Video.



Communication

In the preschool we use several ways of communicating with parents and caregivers,

- Daily conversations at drop off and pick up times
- Parent teacher conferences before starting preschool, half-yearly and extra via appointment when needed.
- Preschool newsletter
- School newsletter
- Class Dojo app
- Daily Journal
- Children's portfolios- a copy of which will be given digitally to each parent at the end of every semester.
- Parent laptop (located in foyer) that will give you access to our Preschool's Quality Improvement Plan, Policies and Procedures, Preschool handbook, your child's portfolio, Randwick Services Database and information pamphlets in a variety of languages.

Upon Arrival:

- Children should arrive at preschool between 9:00am and 9:30am.
- Please assist your child to place their morning tea, lunch and drink bottles in the appropriate areas.
- Put a hat and sunscreen on your child if it hasn't already been applied that morning (Please ensure that you leave a labelled roll-on sunscreen bottle for your child at the preschool so they can reapply it during the day).
- Please assist your child to wash their hands with soap before going to play.
- You are welcome to stay with your child as long as you like at preschool, engaging in activities with them. When you are ready to leave, please ensure you tell a staff member.



On Departure:

- Children should be picked up from preschool between 2:30pm and 3pm.
- Check your child's bag to ensure you have taken all their belongings (please ensure to take their water bottle home each day to be cleaned and refilled for the next day).
- Sign your child out.

Please note:

- All adults who are picking up children should be known to the Preschool staff.
- Please inform staff in writing/email to school if alternative pickup arrangements have been made.
- Unfamiliar adults who are collecting your child must provide government issued photo identification e.g. drivers licence, before we can release the child into their care. We ask that for the first two weeks of preschool even parents/primary care givers say the name of their child and show ID when collecting, as this will allow all staff members to become familiar with these adults
- Children are only permitted to leave the centre in the care of an adult (18 years or older). Siblings under the age of 18 years, are not permitted to collect your child.

Bag Checklist:

Please pack the following items in your child's backpack each day:

- Water bottle with covered mouthpiece
- Wide-Brimmed school hat
- A complete set of spare clothes (in a plastic bag)
- Morning Tea (in its own cooler bag with ice-brick)
- Lunch (in its own cooler bag with ice-brick)
- A jacket or jumper
- A raincoat



Please note that we ask that you do not send any foods containing nuts or nut oils.

Beginning of year checklist:

- Updated emergency contact information
- Roll-on SPF 30+ broad-spectrum water-resistant sunscreen (within expiry date)
- A family photo
- 4 pairs of spare underwear in a labelled zip-lock bag



What should my child wear?

- Comfortable clothing such as shorts, sleeved t-shirts, dresses and pants.
- Joggers or enclosed sandals. Shoes with Velcro straps are fantastic as they allow your child to easily take their shoes on or off by themselves when needed.
- Please do not wear singlets, midriff tops, thongs or crocs.
- Children should wear a wide-brimmed school hat when outdoors. These can be purchased from the school uniform shop.
- The preschool follows the DoE sun protection policy.



Guiding Behaviour

We endeavour to guide or teach the children to act thoughtfully. We believe behavioural mistakes are inevitable. In the preschool we are working on implementing the Positive Behaviours for Learning framework which is the system used across the entire school to guide children's behaviour in a positive direction.

Birthday Celebrations

Birthdays are a very special event in your child's life, we are very happy to celebrate this special occasion at preschool. If you wish, you may send in twenty small individually wrapped treats. Please provide a list of ingredients and remember do not send in any treats containing nut or nut products (including peanut oil).




Keep It Cool!

Children are more at risk of food poisoning and other infections than healthy adults. Food poisoning can be a serious health risk. The most important thing to remember in keeping food safe during storage is to keep potentially hazardous food out of the 'temperature danger zone' of 5 degrees Celsius to 60 degrees Celsius.

Keeping in mind that school lunches usually sit for a few hours before being eaten, below are some simple tips to help ensure food is kept at a safe temperature until the time it will be consumed:

- use insulated lunch boxes or cooler bags
- keep a frozen water or freezer brick inside the lunch box
- if preparing lunches the night before, keep it in the fridge until leaving for school.
- Any perishable food such as meat, poultry or egg sandwiches, should be thrown out if not eaten that day.



If your child is unwell

Please keep your child at home if they have a temperature, are contagious, are sick, or are coughing and sneezing. If your child has a contagious illness, please telephone the school office who will communicate this information to the Preschool staff. When children return to Preschool after an illness, please provide the preschool staff with a doctor's certificate.



Medication and the role of the parent:

Medication cannot be administered at school unless in the original packaging. Prescribed medication should be in a pharmacy labelled container detailing the student's name and the prescribed dosage. An administration of medication form is to be completed by the parent/caregiver.

Supply and storage of prescribed medication and 'consumables'

- Secure delivery and storage of prescribed medication is important for the safety of the student requiring prescribed medication as well as for the safety and welfare of other students in the school.
- Parents are responsible for supplying their child's prescribed medication and any associated equipment needed for the administration, which is replaced after use (i.e. consumables). These items need to be provided in a timely way.



Parents should;

- cooperate with the school on student health matters
- support their child's health
- inform the school of the health needs of the child when they enrol or when health conditions develop or change
- liaise with the child's medical practitioner about the implications of the child's health condition for their schooling
- where medication is prescribed, ask the medical practitioner whether the medication is available in a form which minimises or eliminates the need to provide the medication during the school day
- convey all relevant advice and information from the medical practitioner to the school
- complete a written request form (supplied by the school) for the school to administer prescribed medication or for other support
- provide prescribed medication and 'consumables' for administration by the school in a timely way and as agreed with the principal
- collaborate with the school in planning to support the child's health needs at school including updating information and reviewing plans.



Asthma

If your child suffers from asthma, before beginning in the preschool you must provide the preschool with an Asthma Action Plan from either the hospital or your doctor. It must also have a close-up photo of your child's face attached. You must bring your child's asthma medication (puffer), as well as a spacer in a clear lunch box. All items must be clearly labelled. Please check expiry dates before giving to the preschool.




Anaphylactic Reaction

Where a student is known to be at risk of an anaphylactic reaction, an individual health care plan is developed. Parents will need to provide information from their child's medical practitioner, including an ASCIA Anaphylaxis Action Plan. This information will be used in the development of an individual health care plan. This Anaphylaxis Action Plan and the child's medication must be provided before beginning in the preschool.

Action Plans for Anaphylaxis

<http://www.allergy.org.au/health-professionals/anaphylaxis-resources/ascia-action-plan-for-anaphylaxis>



The preschool program is flexible and subject to change depending on what is happening on the day.

If you have any questions or concerns, please don't hesitate to talk to the preschool staff.

We look forward to a wonderful year with your children filled with amazing learning opportunities.